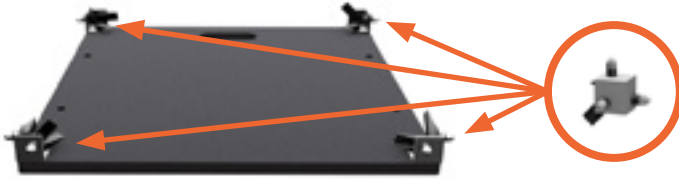


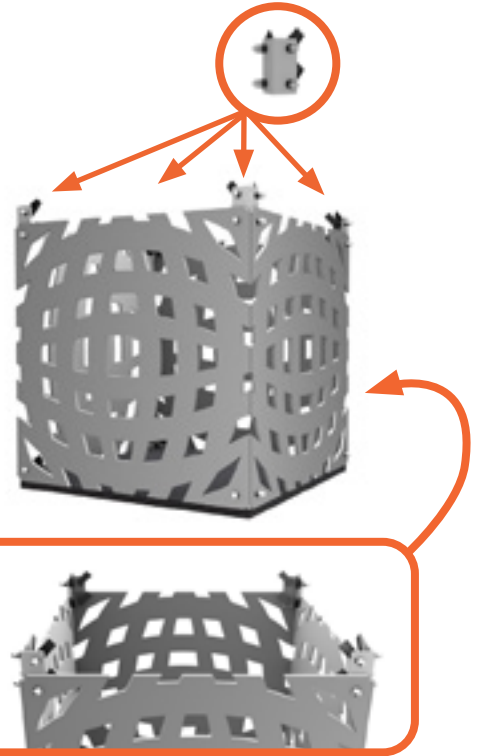
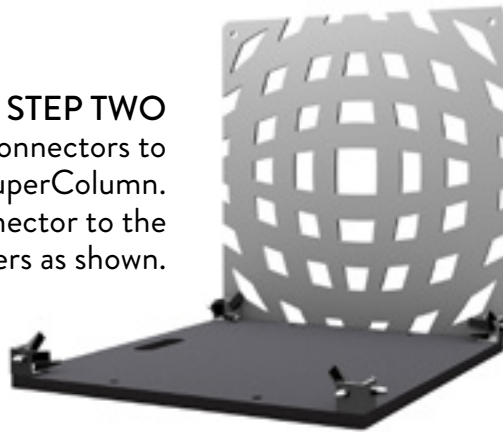
STEP ONE

Attach a C3 connector to each corner of the SuperBase.



STEP TWO

Attach a panel to C3 connectors to form each face of the SuperColumn. Then attach a C4 Connector to the top corners as shown.



STEP THREE

Repeat step two until you have reached the desired height. Attach C3 connectors to the corners as shown. Then place a Propane panel on top to cap the column as shown.

