

STEP ONE




Place box containing Pleated Column directly beneath truss/pipe.

STEP TWO

Attach Pleated Column to truss/pipe. Loop strap around truss/pipe, then secure to eye bolt on top of Pleated Column using shackle.

STEP THREE

Raise truss/pipe to desired height as Pleated Column unfolds.



Questions about ATOMIC products?
Contact your Modular Systems Account Manager!
www.atomicdesign.tv/contact